




Editorial Statement

For the last 20 years I have educated potential clients by providing them with as much factual information about stained glass as possible. A limitation I frequently encounter with those involved in the decision-making process is their lack of available time to attend meetings or read through volumes of literature. Frequently they do not have the time to sit through what they presume is a sales presentation. This is unfortunate, for client education and involvement is of prime importance when undertaking an historic and expensive project.

A studio tour allows the client to view stained glass restoration up-close and in great detail. There are always in-house projects at various stages of development that make excellent teaching tools. We can demonstrate how stained glass windows are made, the materials used, how they deteriorate, and how they are restored. This assists the client in fully understanding the structural complexities of a stained glass window. I have repeatedly heard people say after their tour, "Now that I've seen it, I really understand it." Once the clients are able to distinguish between factual specifications and sales rhetoric, they are able to make rational, informed decisions.

Quality is our ultimate goal in any stained glass project. The studio tour provides a comprehensive overview of our entire operation and our commitment to quality. We are dedicated to providing our clients with the highest quality work, delivered on time and for the price quoted. If you are considering a stained glass project in the near future, please be sure to give us a call and schedule a studio tour.

Frederick B. Shea
President



An interior view of the new custom-built mahogany frame at The Presbyterian Church in Clearfield, PA. Stained Glass Resources fabricated and installed the new frame while also restoring the stained glass windows.



Custom Wood Shop Debuts in New Home at Stained Glass Resources, Inc.

For the last three years the custom woodworking department of Stained Glass Resources has been located in the same building as the stained glass studio. Rapid growth and acquisition of various new equipment has made it necessary to expand this department and move it into its own building.

The "wood shop" now inhabits a 7,000 square foot building which was initially outfitted for a custom woodshop. Utilization of this space made it very easy for us to move, set up, and continue production of our custom wood frame projects without a hitch.

Because much of our custom framework accompanies a stained glass restoration project, timing for reinstallation of both glass and wood is critical. Increasing our space three-fold has made it possible to run large multiple projects simultaneously.



continued on next page




Time-Lapse Frame Work

These photographs chronicle the birth of a custom rose window frame. We begin with the basic spoke layout on top of a flat building deck. The structural details of this frame have first been drawn on the deck as a pattern. The frame is then constructed with a series of 2" stacks, glued together with a high-grade marine epoxy. Once the basic shape and core stacks are assembled, the custom shaped and molded trim layers are added to the interior and exterior

and fastened with stainless steel screws and epoxy. This particular frame will be receiving an interior layer of stained glass, and an exterior layer of protective glass, captured and held with custom molded wood retainers. All stacks are assembled with an offset, lap joint method, increasing the overall strength of the frame. We use only high quality South American mahogany. Its strength and resistance to rot make it an ideal framing material for stained glass that, when properly maintained and cared for, will have a service life of a century or more.





Custom Frames Complement Stained Glass Restoration

This church in Clearfield, Pennsylvania benefited from the dual capabilities of Stained Glass Resources by having a new mahogany framework built at the same time their stained glass restoration was taking place. This allows for a perfect fit.

The frame was an unusually large, structural 9-stack frame that was an exact reproduction of the original. Because there is a duplicate frame in good condition directly across the main aisle in this church, the design accuracy was extremely important. The frame was built in two segments, the shaped top from the spring line up, and the legs and sills. At installation, the legs and sills were custom cut on site and fitted to the radius head.

The result is a stunning reproduction that functions as a showcase for the newly restored stained glass windows.



Stained Glass Resources, Inc.

15 Commercial Drive • Hampden, MA 01036

Return Service Requested

PRSRT STD
U.S. Postage Paid
Permit No. 88
Enfield, CT



Restoration Window at Trinity Episcopal Church in Clarksville, Tennessee. Restored by Stained Glass Resources, Inc. in 2000.

THE TEAM

Our three stained glass specialists can assess your windows and frames, and recommend appropriate treatments. Combined they have 75 years of experience in specifying the best approach for restoration. They are experts at hosting informative, educational committee meetings and studio tours.



Fred Shea - President and founder of Stained Glass Resources. Fred oversees the corporate headquarters and studio in Hampden, Massachusetts.



Kirk Weaver - Manager of our Pittsburgh studio and Vice President of Stained Glass Resources. Kirk is third generation of a family of stained glass professionals.



Gary Lantaigne - Mechanical Engineer and Senior Sales Representative. Gary supervises the new wood shop at the Hampden facility.

Call one of our professionals today to discuss a complete window survey and condition report.

Stained Glass Resources, Inc.
Hampden, MA - 800-883-5052
Pittsburgh, PA - (412)278-0682
sgr@map.com - www.stainedglassresources.com